


H-1592—SANTA FE STREAMLINER DESCENDING CAJON PASS ON SOUTHERN CALIFORNIA SIDE OF THE COAST RANGE



Waiting Room.  
Michigan Central Depot, Detroit.

Loading Sherman Gravel near Buford, Wyo.  
On Line of Union Pacific.



Grand Trunk Railway Station, Hamilton, Canada




1908-9 J



12992 CALIFORNIA LIMITED CROSSING JOHNSON'S CANYON, ARIZ.

FRED HARVEY.



St. Charles Street, New Orleans, La., Showing New Whitney Bank Building.

Montreal and Toronto

Correspondence

POST



Owassa junction  
have grades



POST CARD



LONG AGO WHEN the saddle horse and over-land stage followed beaten trails up and down rugged mountain wildernesses, a day's journey lay between points we now pass in a half hour.

PUBLISHING CO.



Post Card




POST CARD



QUALITY SERIES

MESSAGE

ADDRESS



OMAHA & OGDEN



POST CARD

In the descent from the summit of the Coast Range, on the Southern California side, a drop of 2,700 feet is made in twenty-five miles. This view shows a Santa Fe streamliner entering upon the floor of the San Gabriel Valley, near San Bernardino, California.



DETROIT & TOLEDO RPD

POST CARD



THIS SPACE FOR WRITING

THIS SIDE IS FOR THE ADDRESS



Mrs A. Le. Donne  
134 York St  
Rochester

N.Y.

Hope you are  
feeling better  
Had a fine  
time here  
Anna &  
Mae